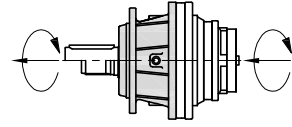


PX 1370

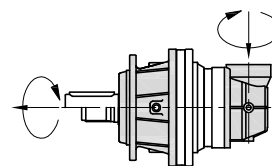
PX 137



i	T ₂ (Nm)						n _{1max} (min ⁻¹)	T _{2max} (Nm)	P _t (kW)	
	n ₂ x h									
	10000	25000	50000	100000	500000	1000000				
1371	4.18	236360	221550	189910	149380	92170	74870	200	390000	85
	4.89	214550	201100	166990	135640	83690	67980	200	354000	85
	6.00	178200	177030	138650	112620	64490	56450	200	294000	85
1372	17.4	236360	221550	189910	149380	92170	74870	1000	390000	55
	20.4	236360	221550	189910	149380	92170	74870	1000	390000	55
	23.9	214550	201100	166990	135640	83690	67980	1000	354000	55
	25.1	236360	221550	189910	149380	92170	74870	1000	390000	55
	29.3	214550	201100	166990	135640	83690	67980	1000	354000	55
	36.0	178200	177030	138650	112620	64490	56450	1000	294000	55
1373	70.0	236360	221550	189910	149380	92170	74870	1500	390000	35
	81.6	236360	221550	189910	149380	92170	74870	1500	390000	35
	91.0	236360	221550	189910	149380	92170	74870	1500	390000	35
	100.4	236360	221550	189910	149380	92170	74870	1500	390000	35
	109.4	236360	221550	189910	149380	92170	74870	1500	390000	35
	117.2	214550	201100	166990	135640	83690	67980	1500	354000	35
	124.3	214550	201100	166990	135640	83690	67980	1500	354000	35
	137.7	236360	221550	189910	149380	92170	74870	1500	390000	35
	149.4	214550	201100	166990	135640	83690	67980	1500	354000	35
	156.9	236360	221550	189910	149380	92170	74870	1500	390000	35
	183.1	214550	201100	166990	135640	83690	67980	1500	354000	35
225.0	178200	177030	138650	112620	64490	56450	1500	294000	35	
1374	248.1	236360	221550	189910	149380	92170	74870	1800	390000	18
	289.7	236360	221550	189910	149380	92170	74870	1800	390000	18
	323.1	236360	221550	189910	149380	92170	74870	1800	390000	18
	349.2	236360	221550	189910	149380	92170	74870	1800	390000	18
	392.0	236360	221550	189910	149380	92170	74870	1800	390000	18
	457.0	236360	221550	189910	149380	92170	74870	1800	390000	18
	509.4	236360	221550	189910	149380	92170	74870	1800	390000	18
	535.4	214550	201100	166990	135640	83690	67980	1800	354000	18
	594.2	236360	221550	189910	149380	92170	74870	1800	390000	18
	656.3	214550	201100	166990	135640	83690	67980	1800	354000	18
	677.7	236360	221550	189910	149380	92170	74870	1800	390000	18
	738.5	236360	221550	189910	149380	92170	74870	1800	390000	18
	791.1	214550	201100	166990	135640	83690	67980	1800	354000	18
	838.0	214550	201100	166990	135640	83690	67980	1800	354000	18
	880.9	236360	221550	189910	149380	92170	74870	1800	390000	18
	929.5	236360	221550	189910	149380	92170	74870	1800	390000	18
	1059.1	236360	221550	189910	149380	92170	74870	1800	390000	18
	1248.5	178200	177030	138650	112620	64490	56450	1800	294000	18
	1321.3	214550	201100	166990	135640	83690	67980	1800	354000	18
1587.5	214550	201100	166990	135640	83690	67980	1800	354000	18	
1623.0	178200	177030	138650	112620	64490	56450	1800	294000	18	
1950.8	178200	177030	138650	112620	64490	56450	1800	294000	18	

PXA 1370

PXA 137



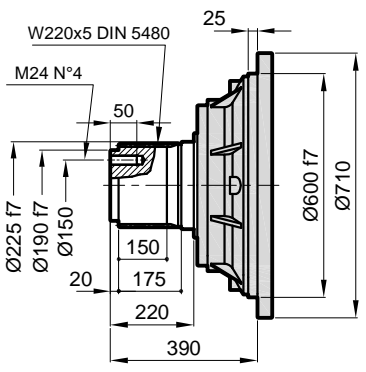
i	T ₂ (Nm)						n _{1max} (min ⁻¹)	T _{2max} (Nm)	P _t (kW)
	n ₂ x h								
	10000	25000	50000	100000	500000	1000000			

1373	71.1	236360	221550	189910	149380	92170	74870	1500	390000	35
	82.8	236360	221550	189910	149380	92170	74870	1500	390000	35
	97.0	214550	201100	166990	135640	83690	67980	1500	354000	35
	101.9	236360	221550	189910	149380	92170	74870	1500	390000	35
	119.0	214550	201100	166990	135640	83690	67980	1500	354000	35
	146.2	178200	177030	138650	112620	64490	56450	1500	294000	35

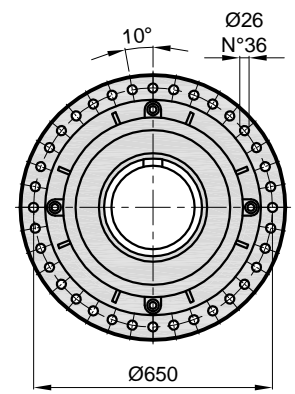
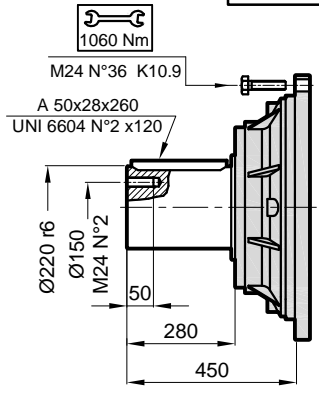
1374	247.8	236360	221550	189910	149380	92170	74870	1800	390000	18
	288.9	236360	221550	189910	149380	92170	74870	1800	390000	18
	303.1	236360	221550	189910	149380	92170	74870	1800	390000	18
	322.1	236360	221550	189910	149380	92170	74870	1800	390000	18
	353.3	236360	221550	189910	149380	92170	74870	1800	390000	18
	387.3	236360	221550	189910	149380	92170	74870	1800	390000	18
	394.0	236360	221550	189910	149380	92170	74870	1800	390000	18
	414.9	214550	201100	166990	135640	83690	67980	1800	354000	18
	434.7	236360	221550	189910	149380	92170	74870	1800	390000	18
	473.7	236360	221550	189910	149380	92170	74870	1800	390000	18
	487.5	236360	221550	189910	149380	92170	74870	1800	390000	18
	507.5	214550	201100	166990	135640	83690	67980	1800	354000	18
	538.2	214550	201100	166990	135640	83690	67980	1800	354000	18
	596.2	236360	221550	189910	149380	92170	74870	1800	390000	18
	648.2	214550	201100	166990	135640	83690	67980	1800	354000	18
	792.8	214550	201100	166990	135640	83690	67980	1800	354000	18
974.3	178200	177030	138650	112620	64490	56450	1800	294000	18	

PX / PXA 1370

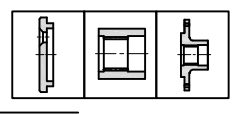
FMS



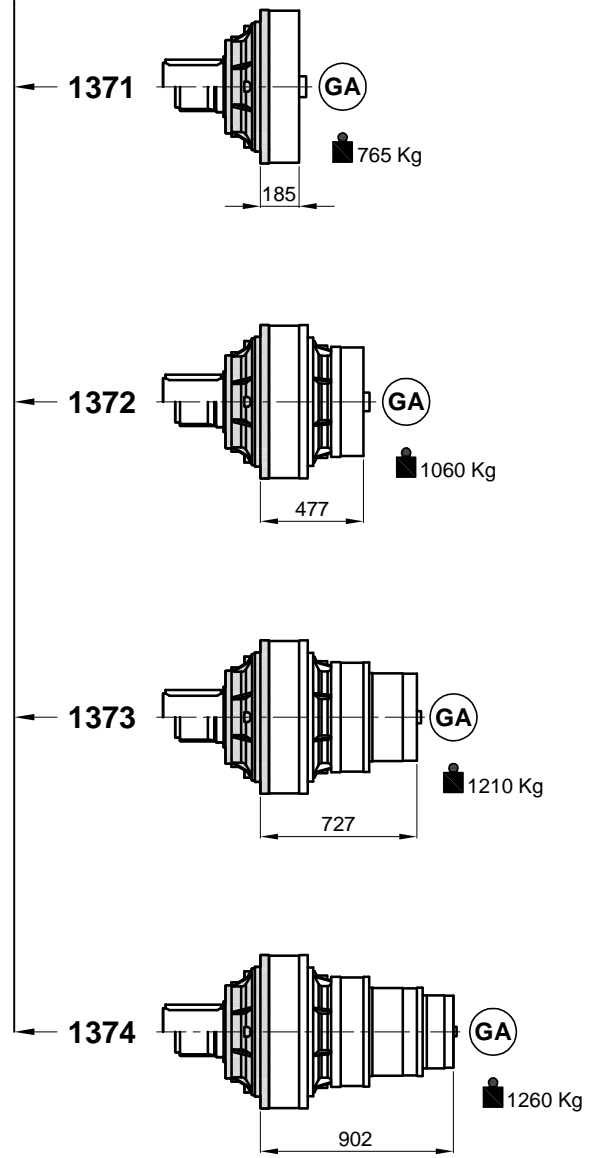
FMC



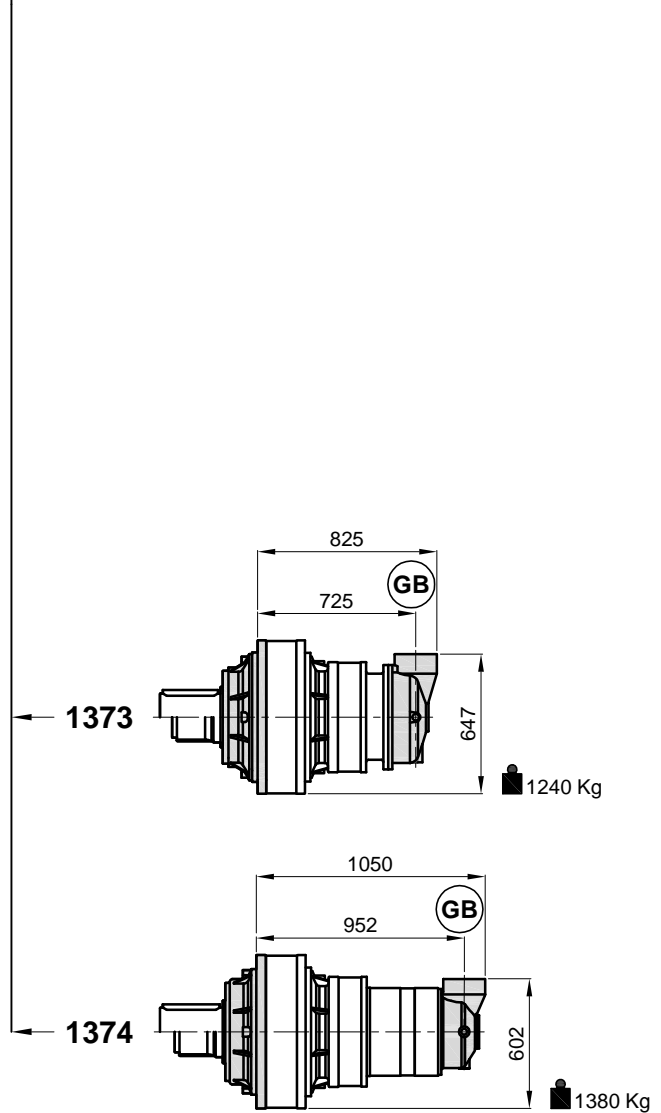
266



PX

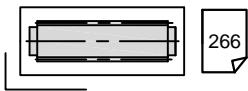
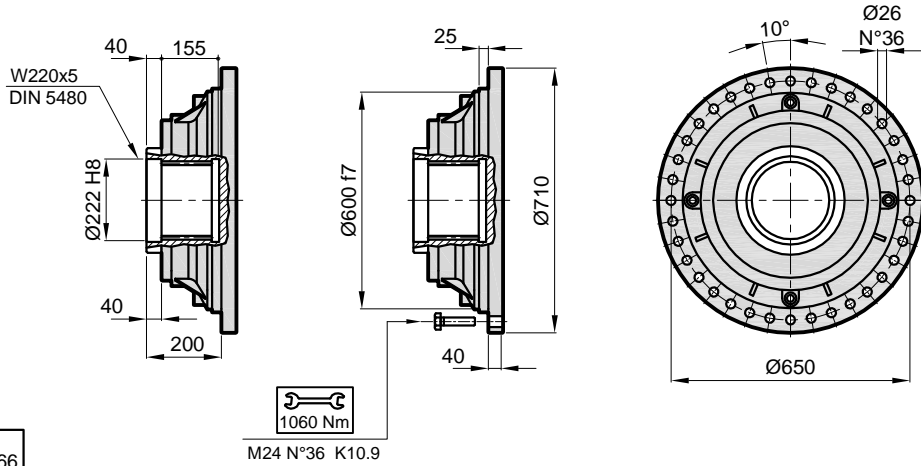


PXA



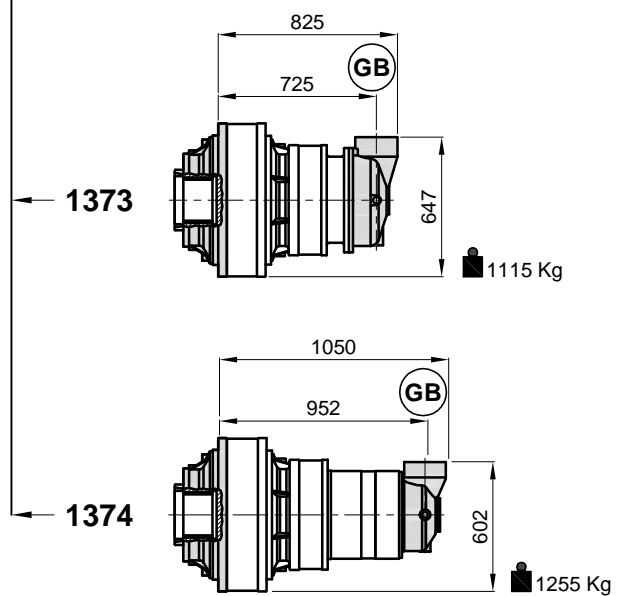
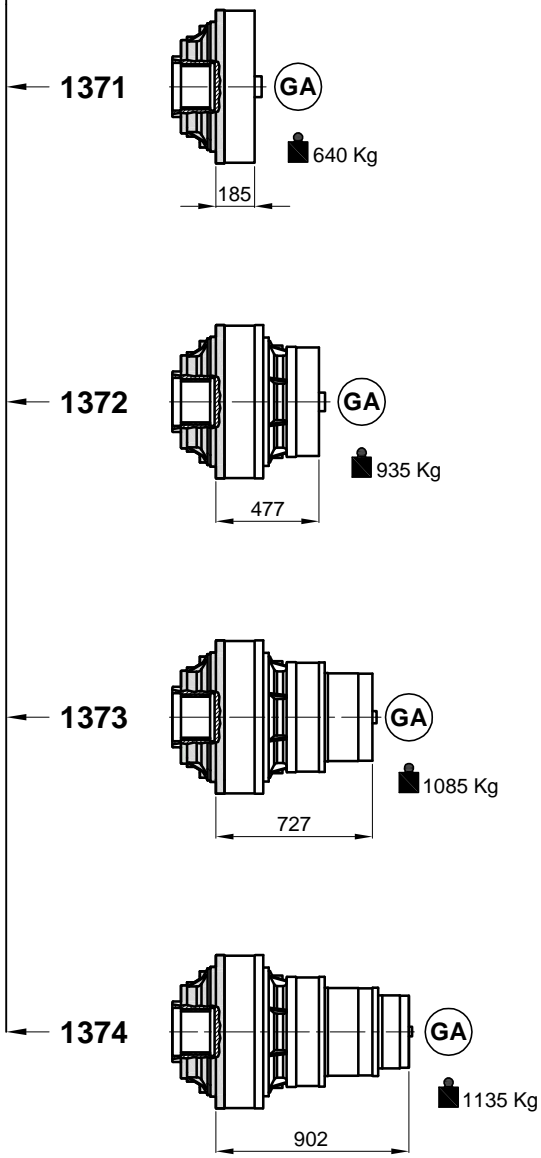
PX / PXA 1370

FSS



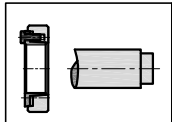
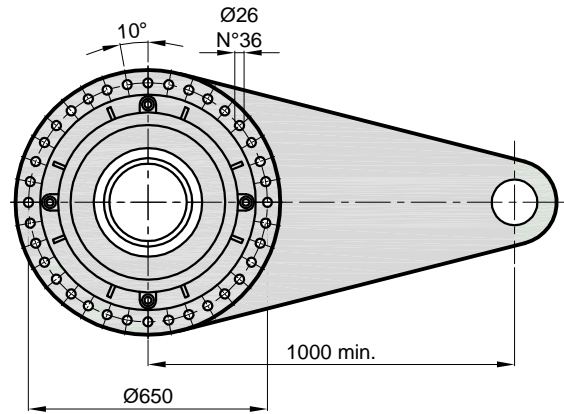
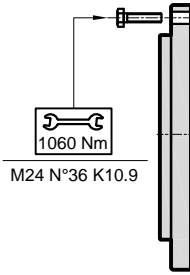
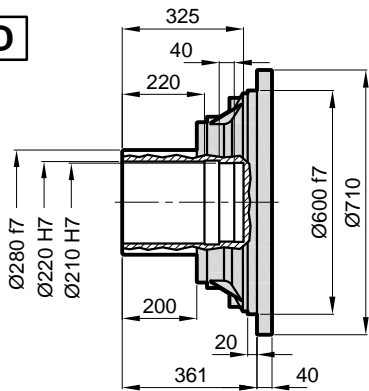
PX

PXA



PX / PXA 1370

FSD



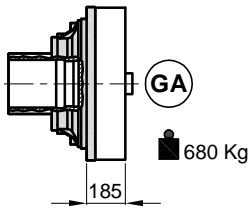
266

$M_{max} = 342 \text{ kNm}$

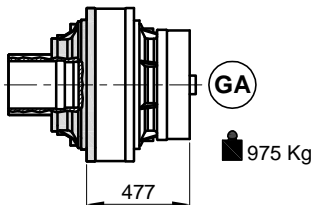
Maksimum tork de eri Planex tarafından verilen sıkma bilezi i ile sa lanır.
The maximum torque indicated is valid only with shrink discs supplied by Planex.
Das dargestellte , maximale Drehmoment gilt nur mit von Planex.

PX

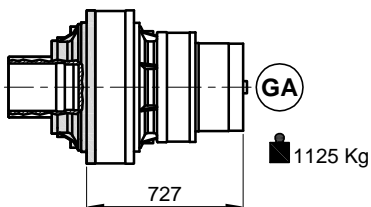
1371



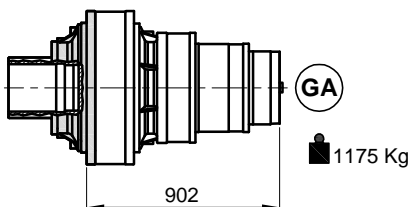
1372



1373

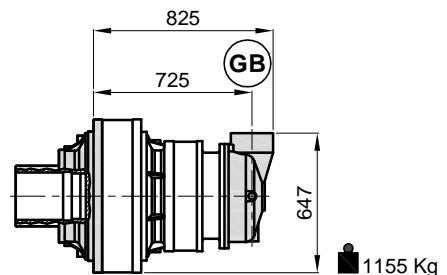


1374

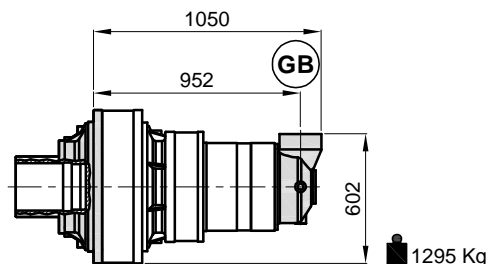


PXA

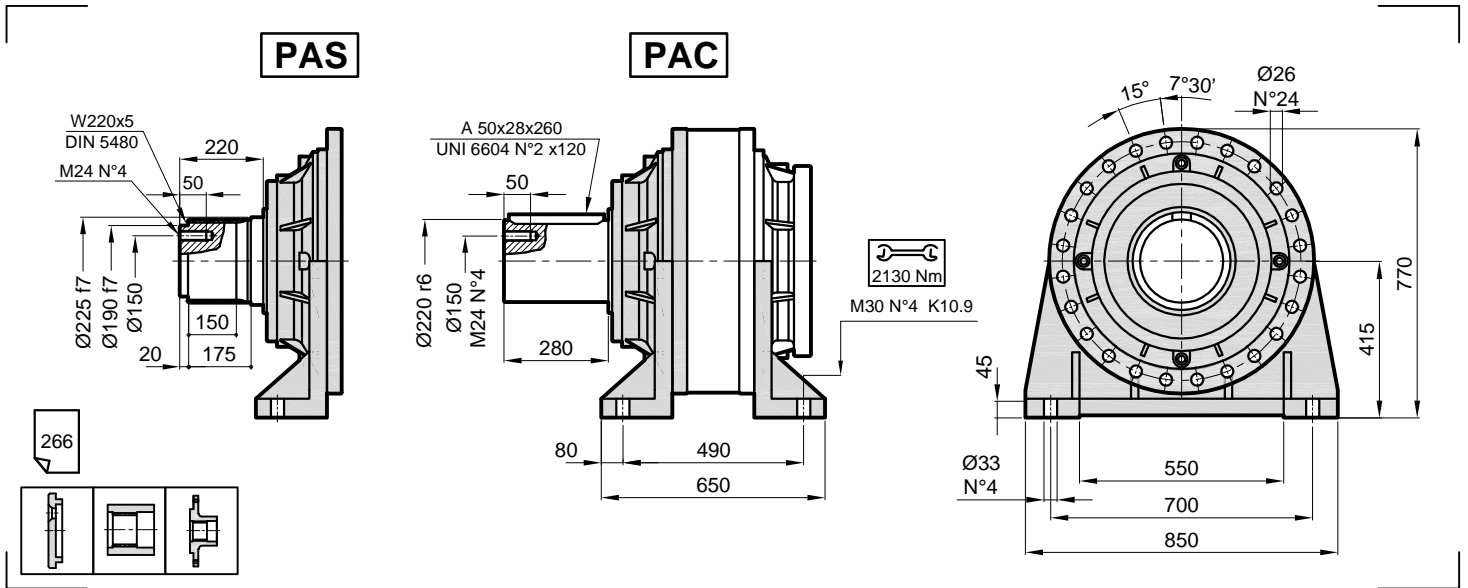
1373



1374



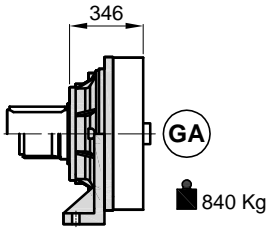
PX / PXA 1370



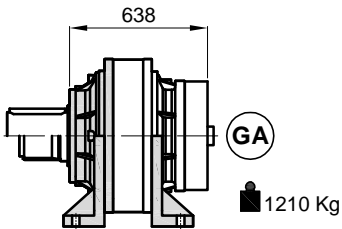
PX

PXA

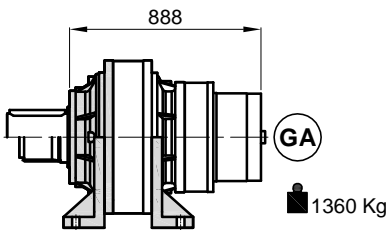
1371



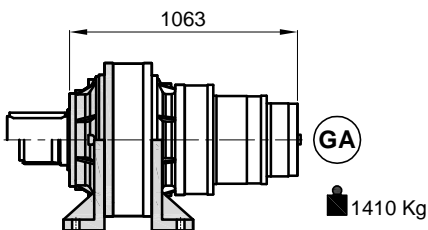
1372



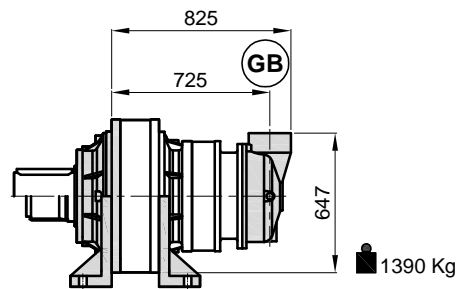
1373



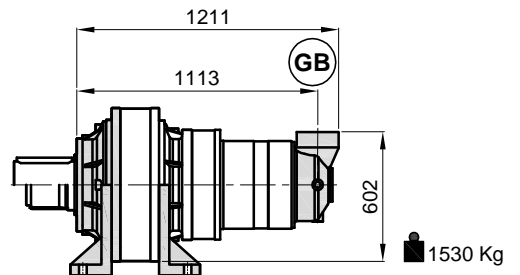
1374



1373

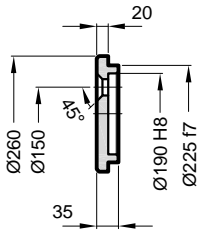


1374

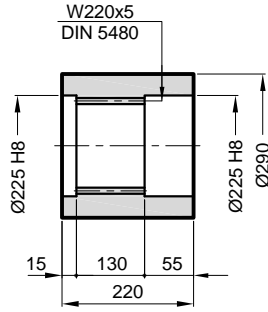


PX / PXA 1370

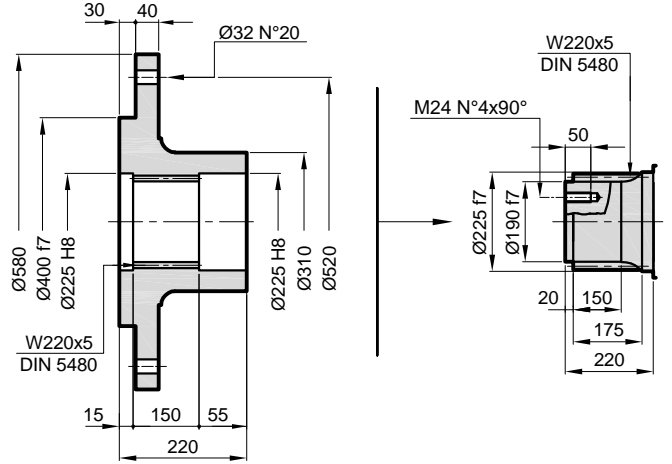
ET



MC



TF



Malzeme / Material / Material
C40

Kod / Code / Bestell
1370.100.001

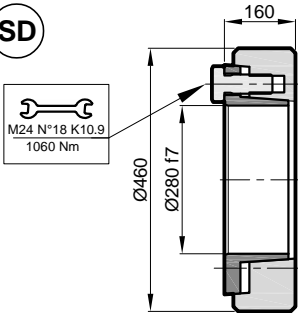
Malzeme / Material / Material
C40

Kod / Code / Bestell
1370.100.002

Malzeme / Material / Material
C40

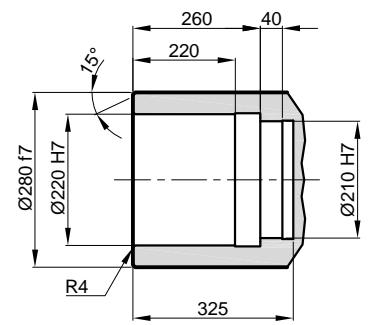
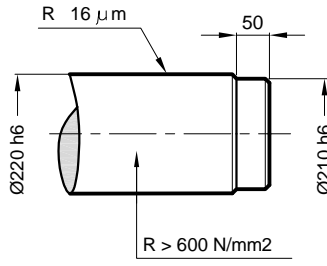
Kod / Code / Bestell
1370.100.003

SD

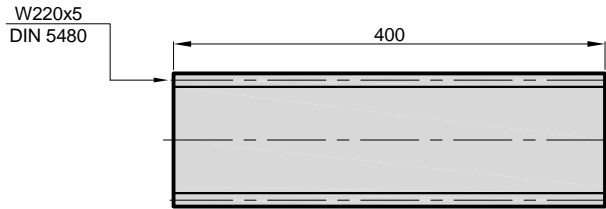


Maksimum tork
Max. torque
Max. Drehmoment
342 kNm

Kod / Code / Bestell
1370.100.004

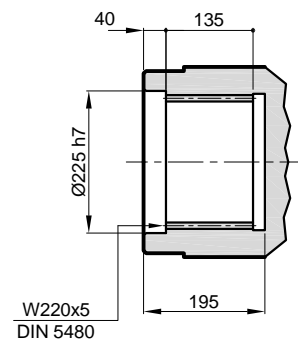


SM

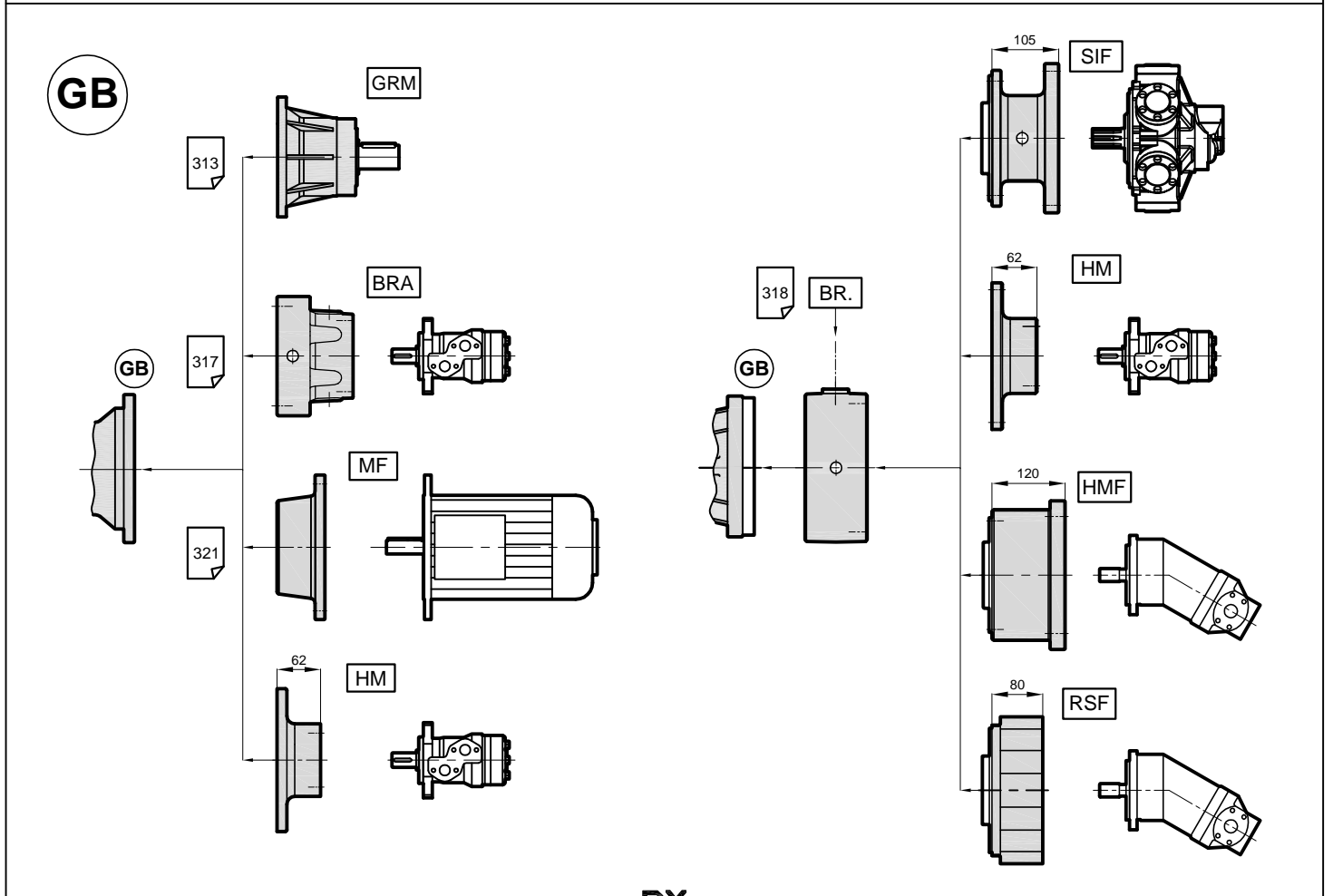
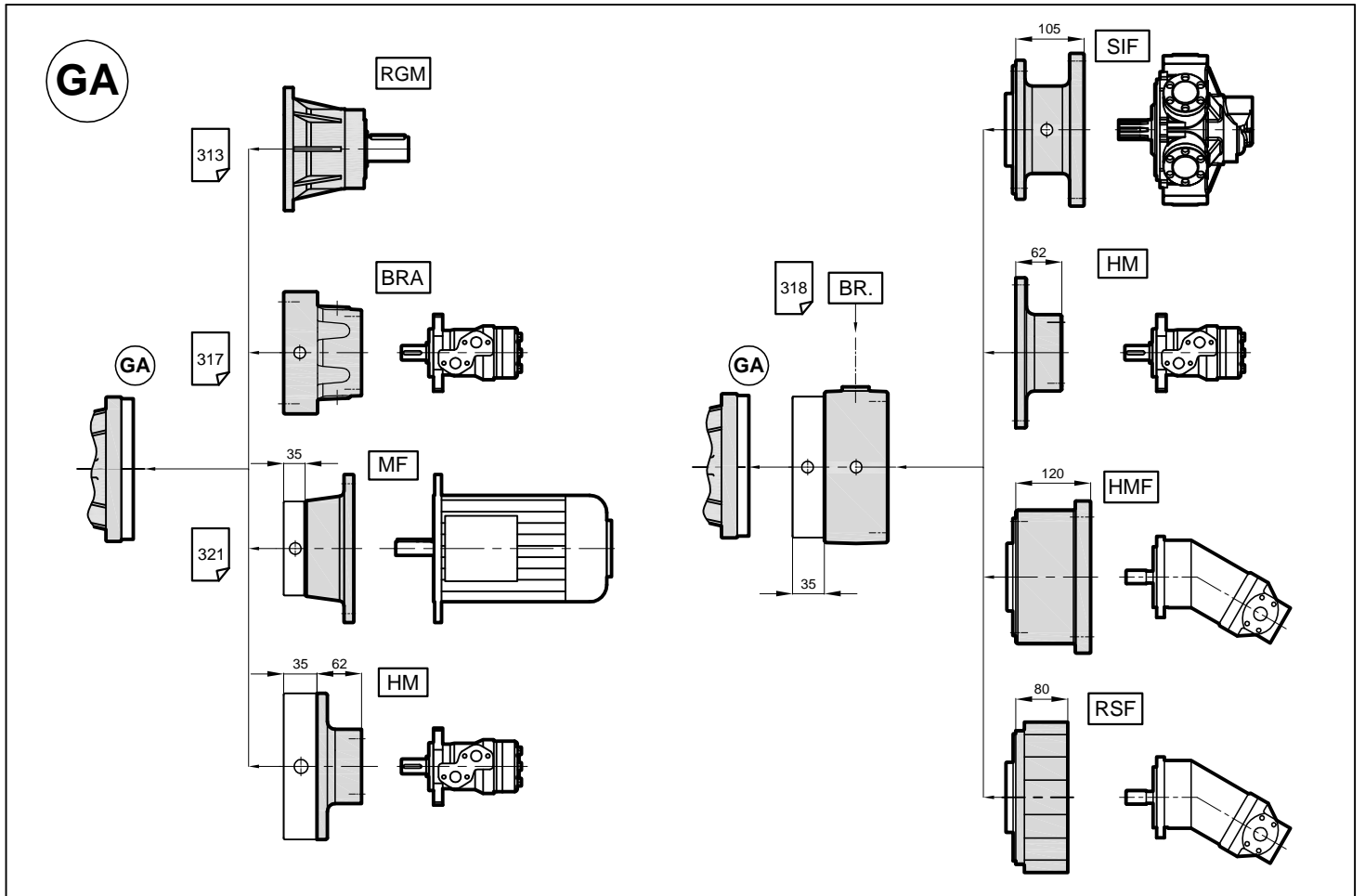


Malzeme / Material / Material
UNI 39NiCrMo3
Sertle tirilmi ve Temperlenmi
Hardened and Tempered
Vergütet

Kod / Code / Bestell
1370.100.005



PX / PXA 1370



PX / PXA 1370

Radyal Yük (F_{rp})

Aşağıdaki diyagramlar radyal yükleri ve K faktörlerini arzu edilen $n_2 \times h$ değerlerinde verir.

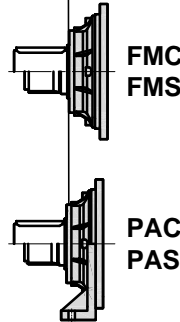
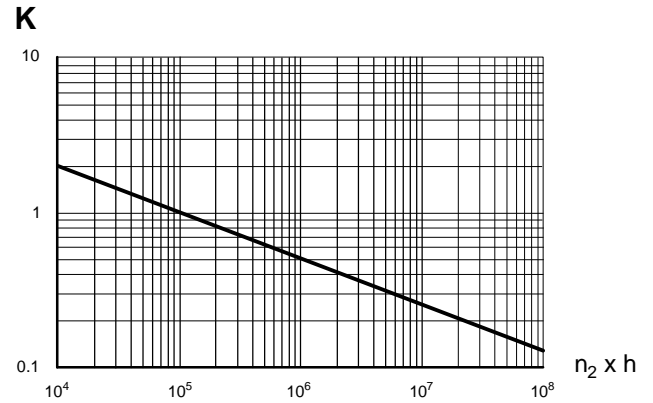
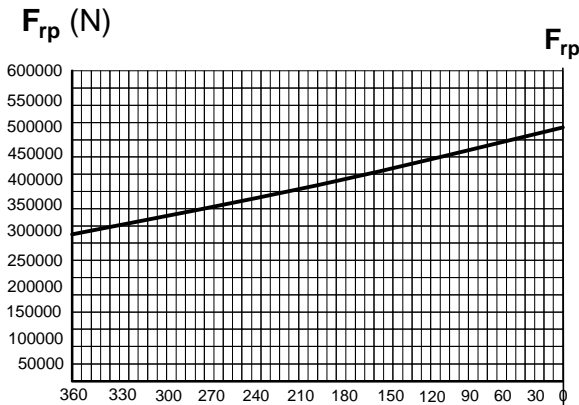
Radial Loads (F_{rp})

The following curves show the radial loads and the K factors to obtain the required $n_2 \times h$ value.

Radiallast (F_{rp})

In den nachstehenden Diagrammen ist die Radiallast und der Koeffizient K dargestellt und kann mit dem gewünschten Wert $n_2 \times h$ verglichen werden.

FM - PA



	$n_2 \times h$				
	10^5	10^4	10^6	10^7	10^8
FM	F_{rp}	$F_{rp} \cdot K$			
PA	$F_{rp} \cdot 0,75$	$F_{rp} \cdot K \cdot 0,75$			

Aksiyel Yük (F_a)



Tablodaki aksiyel yük değerleri çıkış tipi ve tatbik edilen yük yönünde verilmiştir.

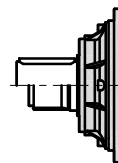
Axial Loads (F_a)

The values of the axial loads in the table refer to the output versions and load directions of application.

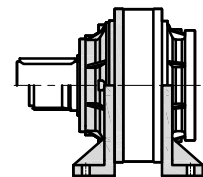
Axiallast (F_a)

Die dargestellten Werte der Axiallast basieren auf der Version und der applizierten Lastrichtung.

F_a (N)	FM	PA	
	90000	90000	
120000	120000	120000	



FMC
FMS



PAC
PAS