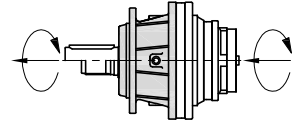


PX 1430

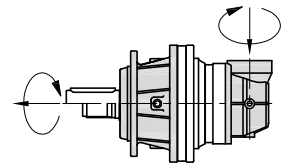
PX 143



i	T ₂ (Nm)						n _{1max} (min ⁻¹)	T _{2max} (Nm)	P _t (kW)	
	n ₂ x h									
	10000	25000	50000	100000	500000	1000000				
1431	4.89	666700	530000	430500	349680	215760	175260	200	1100000	115
1432	20.4	666700	530000	430500	349680	215760	175260	200	1100000	95
	23.9	666700	530000	430500	349680	215760	175260	200	1100000	95
	29.3	666700	530000	430500	349680	215760	175260	200	1100000	95
1433	85.5	666700	530000	430500	349680	215760	175260	1000	1100000	60
	100.0	666700	530000	430500	349680	215760	175260	1000	1100000	60
	116.9	666700	530000	430500	349680	215760	175260	1000	1100000	60
	122.6	666700	530000	430500	349680	215760	175260	1000	1100000	60
	143.4	666700	530000	430500	349680	215760	175260	1000	1100000	60
1434	175.8	666700	530000	430500	349680	215760	175260	1000	1100000	60
	303.5	666700	530000	430500	349680	215760	175260	1500	1100000	35
	365.9	666700	530000	430500	349680	215760	175260	1500	1100000	35
	428.0	666700	530000	430500	349680	215760	175260	1500	1100000	35
	509.1	666700	530000	430500	349680	215760	175260	1500	1100000	35
	613.8	666700	530000	430500	349680	215760	175260	1500	1100000	35
	789.1	666700	530000	430500	349680	215760	175260	1500	1100000	35
	827.0	666700	530000	430500	349680	215760	175260	1500	1100000	35
968.0	666700	530000	430500	349680	215760	175260	1500	1100000	35	
1186.7	666700	530000	430500	349680	215760	175260	1500	1100000	35	

PXA 1430

PXA 143

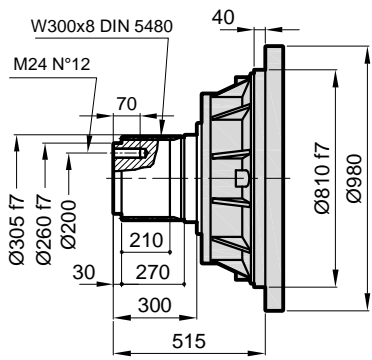


i	T ₂ (Nm)						n _{1max} (min ⁻¹)	T _{2max} (Nm)	P _t (kW)
	n ₂ x h								
	10000	25000	50000	100000	500000	1000000			

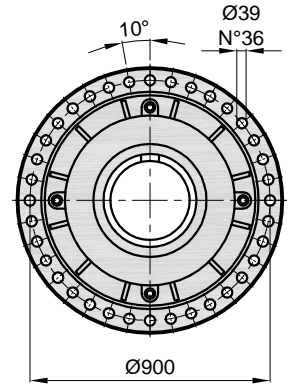
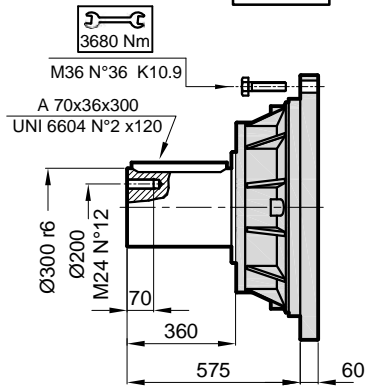
1434	302.7	666700	530000	430500	349680	215760	175260	1500	1100000	35
	354.0	666700	530000	430500	349680	215760	175260	1500	1100000	35
	370.2	666700	530000	430500	349680	215760	175260	1500	1100000	35
	413.8	666700	530000	430500	349680	215760	175260	1500	1100000	35
	434.0	666700	530000	430500	349680	215760	175260	1500	1100000	35
	506.2	666700	530000	430500	349680	215760	175260	1500	1100000	35
	530.9	666700	530000	430500	349680	215760	175260	1500	1100000	35
	622.3	666700	530000	430500	349680	215760	175260	1500	1100000	35
	644.7	666700	530000	430500	349680	215760	175260	1500	1100000	35
	761.1	666700	530000	430500	349680	215760	175260	1500	1100000	35

PX / PXA 1430

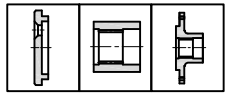
FMS



FMC



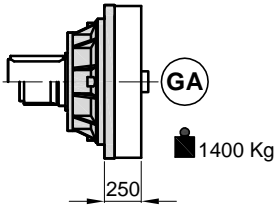
295



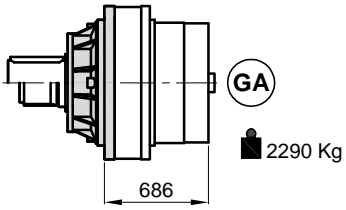
PX

PXA

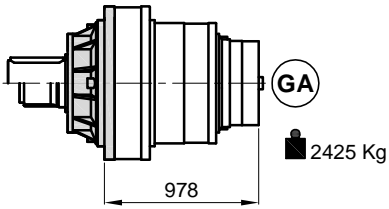
1431



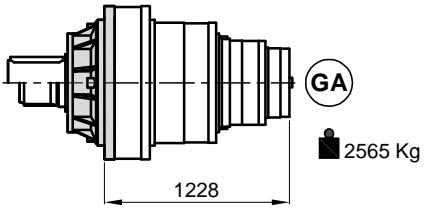
1432



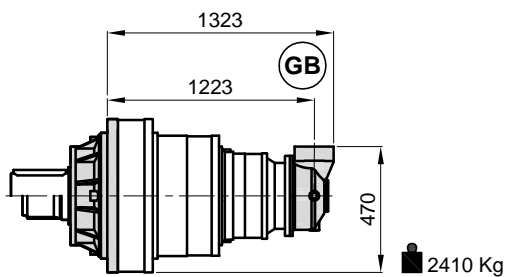
1433



1434

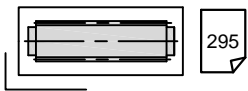
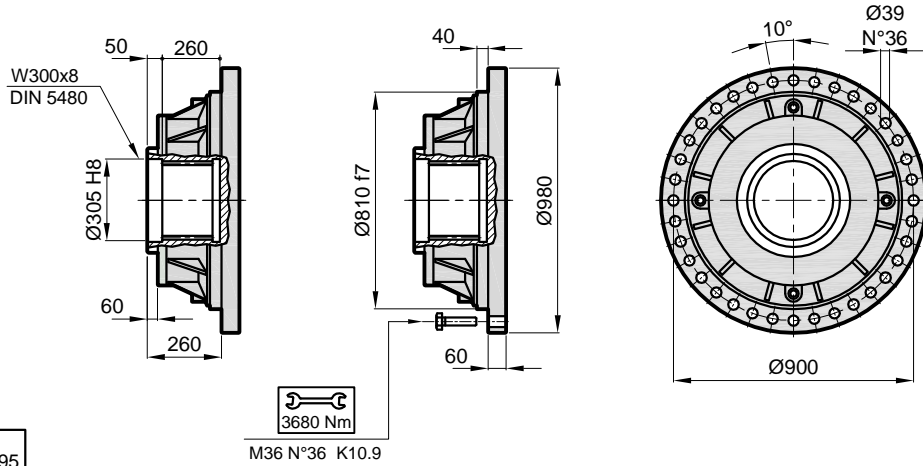


1434



PX / PXA 1430

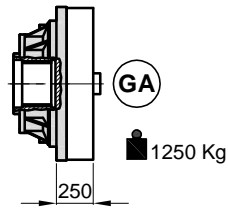
FSS



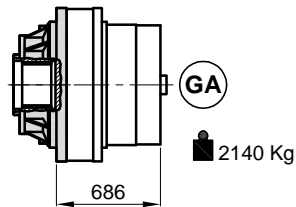
PX

PXA

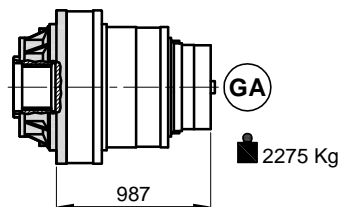
1431



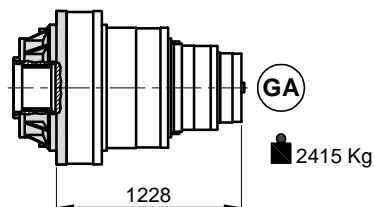
1432



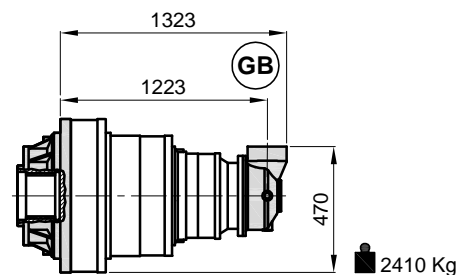
1433



1434

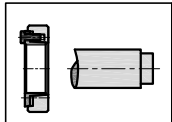
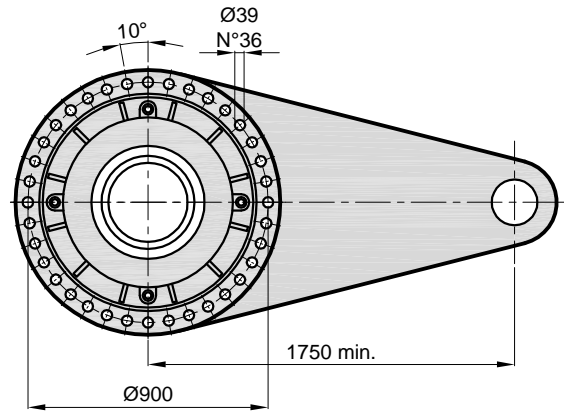
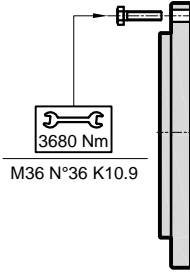
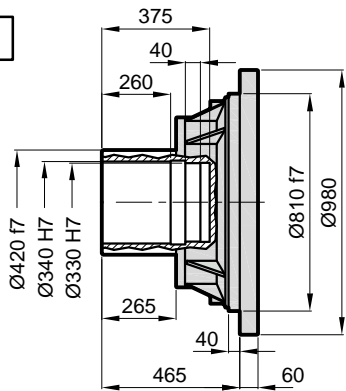


1434



PX / PXA 1430

FSD



295

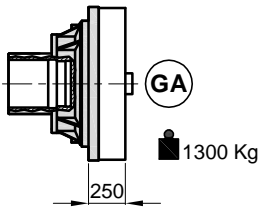
$M_{max} = 1150 \text{ kNm}$

Maksimum tork de eri Planex tarafından verilen sıkma bilezi i ile sa lanır.
The maximum torque indicated is valid only with shrink discs supplied by Planex.
Das dargestellte , maximale Drehmoment gilt nur mit von Planex.

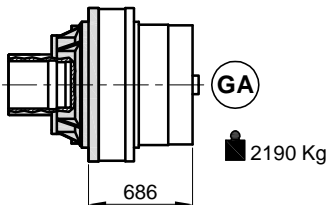
PX

PXA

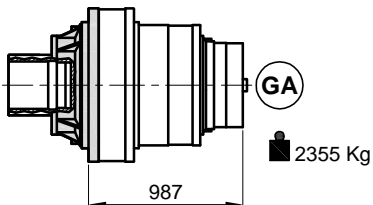
1431



1432



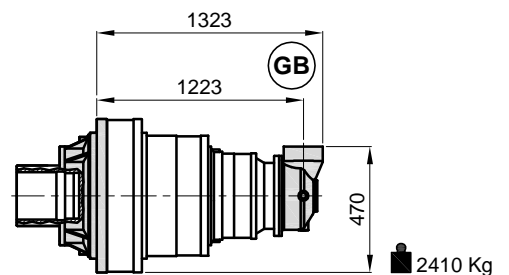
1433



1434

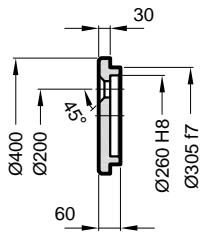


1434

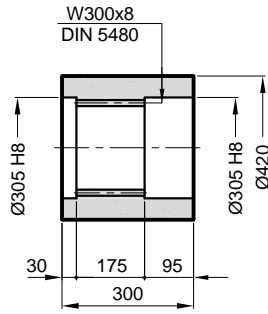


PX / PXA 1430

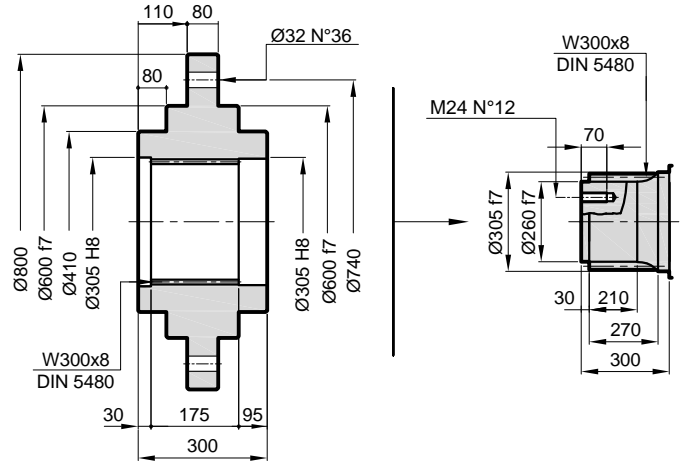
ET



MC



TF



Malzeme / Material / Material
C40

Kod / Code / Bestell
1430.100.001

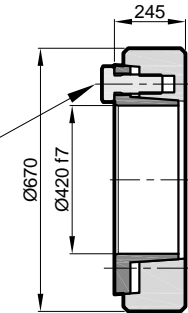
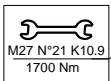
Malzeme / Material / Material
C40

Kod / Code / Bestell
1430.100.002

Malzeme / Material / Material
C40

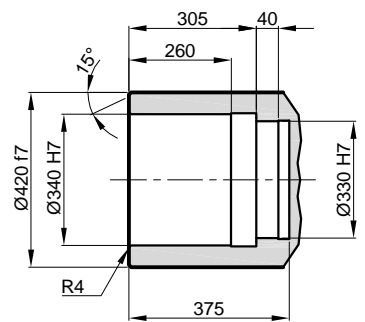
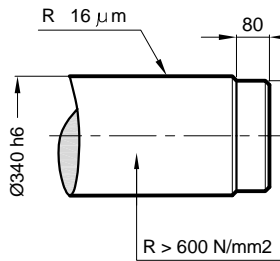
Kod / Code / Bestell
1430.100.003

SD



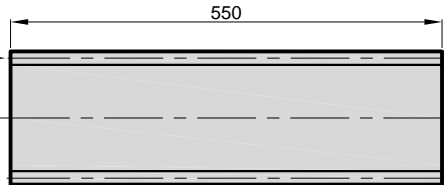
Maksimum tork
Max. torque
Max. Drehmoment
1150 kNm

Kod / Code / Bestell
1430.100.004



SM

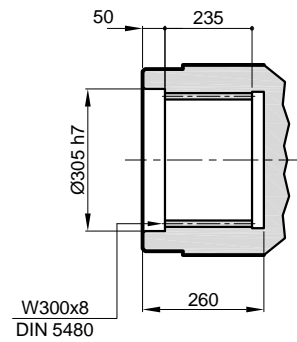
W300x8
DIN 5480



Malzeme / Material / Material

UNI 39NiCrMo3
Sertle tirilmi ve Temperlenmi
Hardened and Tempered
Vergütet

Kod / Code / Bestell
1430.100.005



PX / PXA 1430

Radyal Yük (F_{rp})

Aşağıdaki diyagramlar radyal yükleri ve K faktörlerini arzu edilen $n_2 \times h$ değerlerinde verir.

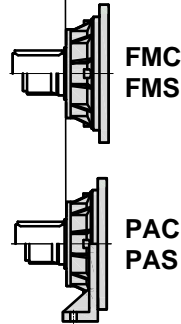
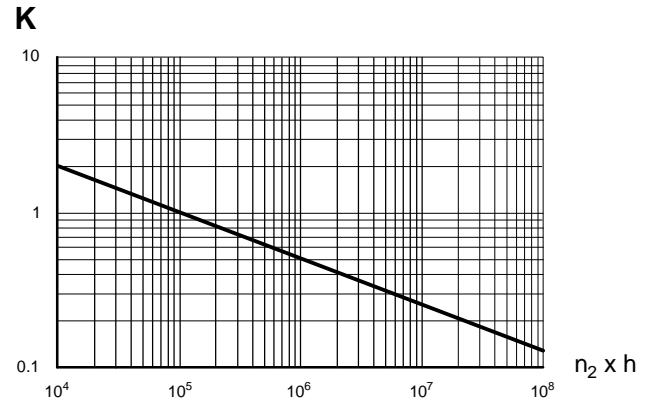
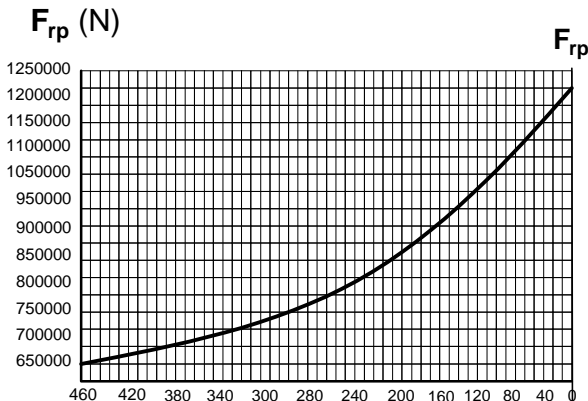
Radial Loads (F_{rp})

The following curves show the radial loads and the K factors to obtain the required $n_2 \times h$ value.

Radiallast (F_{rp})

In den nachstehenden Diagrammen ist die Radiallast und der Koeffizient K dargestellt und kann mit dem gewünschten Wert $n_2 \times h$ verglichen werden.

FM - PA



	$n_2 \times h$				
	10^5	10^4	10^6	10^7	10^8
FM	F_{rp}	$F_{rp} \cdot K$			
PA	$F_{rp} \cdot 0,75$	$F_{rp} \cdot K \cdot 0,75$			

Aksiyel Yük (F_a)



Tablodaki aksiyel yük değerleri çıkış tipi ve tatbik edilen yük yönünde verilmiştir.

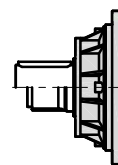
Axial Loads (F_a)

The values of the axial loads in the table refer to the output versions and load directions of application.

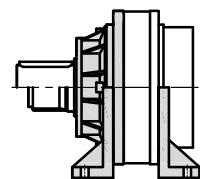
Axiallast (F_a)

Die dargestellten Werte der Axiallast basieren auf der Version und der applizierten Lastrichtung.

F_a (N)	FM	PA	
	100000	100000	
120000	120000	120000	



FMC
FMS



PAC
PAS